



**BOBCAPS**

TRUST | INNOVATION | EXCELLENCE

# **DAILY TECHNICAL & DERIVATIVES REPORT**

- Macro Pulse
- Market Snapshot
- India Key News
- Institutional Activity
- Index View
- Strategy for the day
- Sectoral Breadth
- Key Moving Averages

**8<sup>th</sup> April, 2026**

Shantanu Vartak | [Shantanu.Vartak@bobcaps.in](mailto:Shantanu.Vartak@bobcaps.in)

Research Analyst.

GLOBAL SCRIPS	LTP	CHANGE	% CHG
DJIA	46,584.46	-85.42	-0.18%
S&P 500	6,616.85	5.02	0.08%
NASDAQ 100	24,202.37	10.21	0.04%
FTSE 100	10,348.79	-87.50	-0.84%
NIKKEI (8:00 AM)	56,145.00	2,715.44	5.08%
HANG SENG (8:00 AM)	25,805.00	688.47	2.74%
GOLD	4,844.30	112.05	2.37%
SILVER	76.70	4.71	6.54%
BRENT OIL	95.40	-13.87	-12.69%
DOLLAR INDEX	98.77	-0.91	-0.91%
USD/INR	92.55	-0.29	-0.31%

\*Closed

\*Source: investing.com, moneycontrol.com

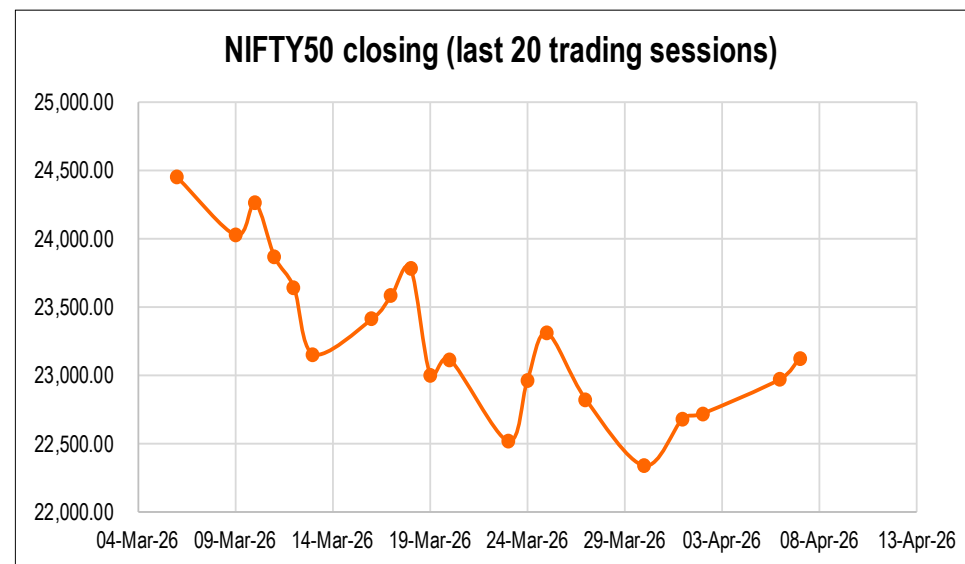
## Global updates

- U.S. markets** ended on a mixed note as investors monitored negotiations ahead of Donald Trump's deadline for Iran to reopen the Strait of Hormuz. **Asian equities** surged earlier on Wednesday, after reports of a two-week ceasefire between the U.S. and Iran, providing relief from prolonged geopolitical uncertainty.
- Oil prices** dropped sharply on Wednesday as the ceasefire raised hopes of resumption of oil and gas flows through the Strait of Hormuz, easing supply concerns. The Indian rupee strengthened further, with **USD/INR** declining to around 92.38, indicating improving risk sentiment and reduced pressure from crude.
- GIFT Nifty** trading at ~23,800.00 is indicating a positive opening for the Indian market on Wednesday.

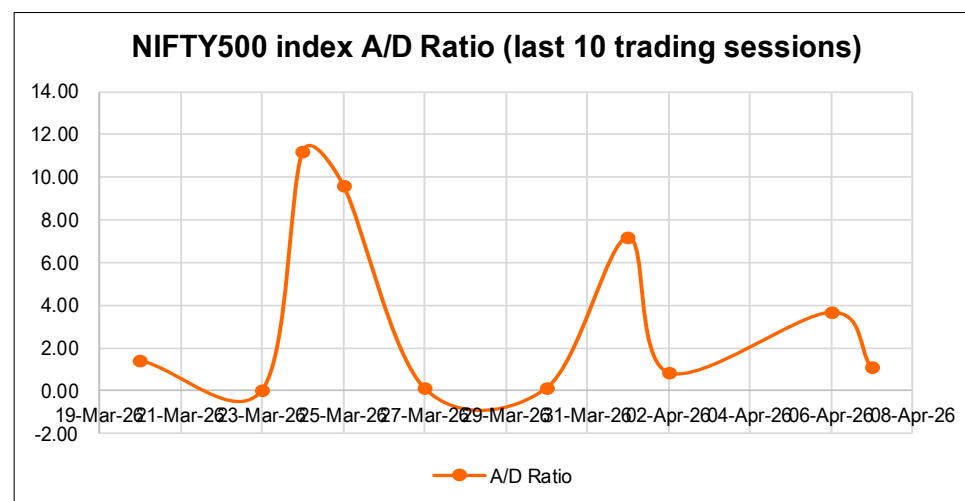


# MARKET SNAPSHOT

INDIAN INDICES	LTP	CHANGE	% CHG
<b>NIFTY 50</b>	23,123.65	155.40	0.68%
<b>SENSEX</b>	74,616.58	509.73	0.69%
<b>BANK NIFTY</b>	52,716.25	107.15	0.20%
<b>FIN NIFTY</b>	24,685.55	82.45	0.34%
<b>MIDCAP NIFTY</b>	12,620.85	37.55	0.30%
<b>NIFTY SMLCAP 250</b>	14,900.95	19.10	0.13%
<b>INDIA VIX</b>	24.76	-0.71	-2.77%



INDEX	ADVANCE	DECLINE	UNCHANGED
<b>NIFTY 50</b>	35	15	0
<b>NIFTY 500</b>	261	237	2
<b>NIFTY F&amp;O</b>	126	87	0





**The Reserve Bank of India (RBI)** will announce its latest monetary policy decision at **10 am today** after the conclusion of its three-day Monetary Policy Committee (MPC) meeting from April 06 to April 08. The policy comes amid rising inflationary pressures, driven by elevated global commodity prices and ongoing oil and gas turmoil due to Iran-US war. The central bank has already reduced the repo rate by a cumulative 125 basis points to 5.25% since February 2025, in a bid to support economic momentum.

### **Aurobindo Pharma**

The company has received final approval from the US Food and Drug Administration (USFDA) to manufacture and market Dapagliflozin and Metformin hydrochloride extended-release tablets in strengths of 5 mg/500 mg, 5 mg/1000 mg, 10 mg/500 mg, and 10 mg/1000 mg. These are bioequivalent and therapeutically equivalent to the reference listed drug (RLD), Xigduo XR tablets of AstraZeneca. These products will be manufactured at Unit IV of the company's subsidiary, APL Healthcare, and will be launched immediately. Dapagliflozin and Metformin hydrochloride extended-release tablets are used as an adjunct to diet and exercise to improve glycaemic control in adults with Type 2 diabetes mellitus.

### **Biocon**

The global biopharmaceutical company announced the commercial launch of Bosaya (denosumab-kyqq) and Aukelso (denosumab-kyqq) in the United States. Both products were previously approved and granted interchangeable designation by the US Food and Drug Administration in September 2025.

### **Aditya Birla Capital**

The Competition Commission of India has approved a primary capital investment of around Rs 2,750 crore in the company's subsidiary, Aditya Birla Housing Finance, from Indriya, one of the entities of Advent International.



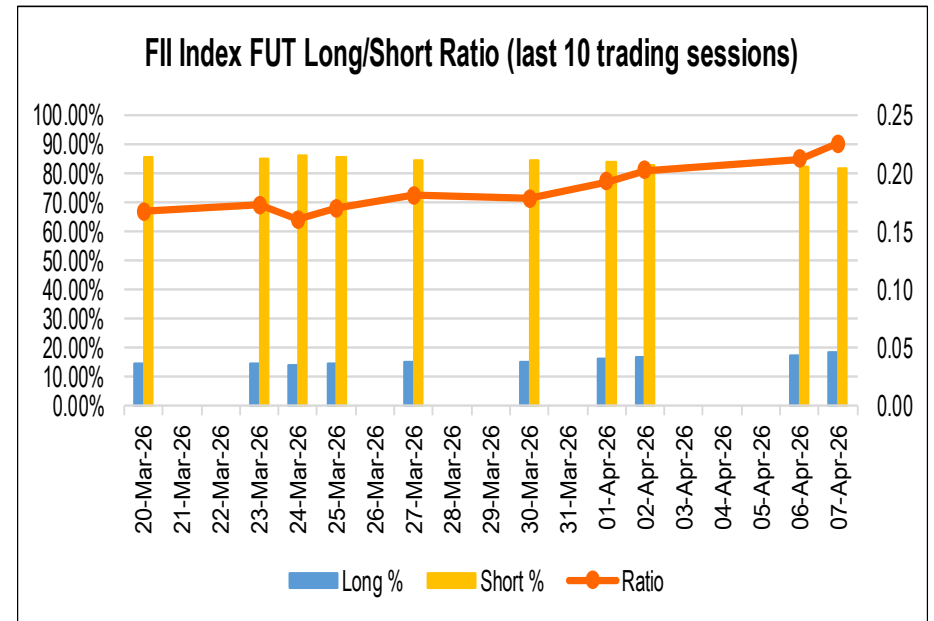
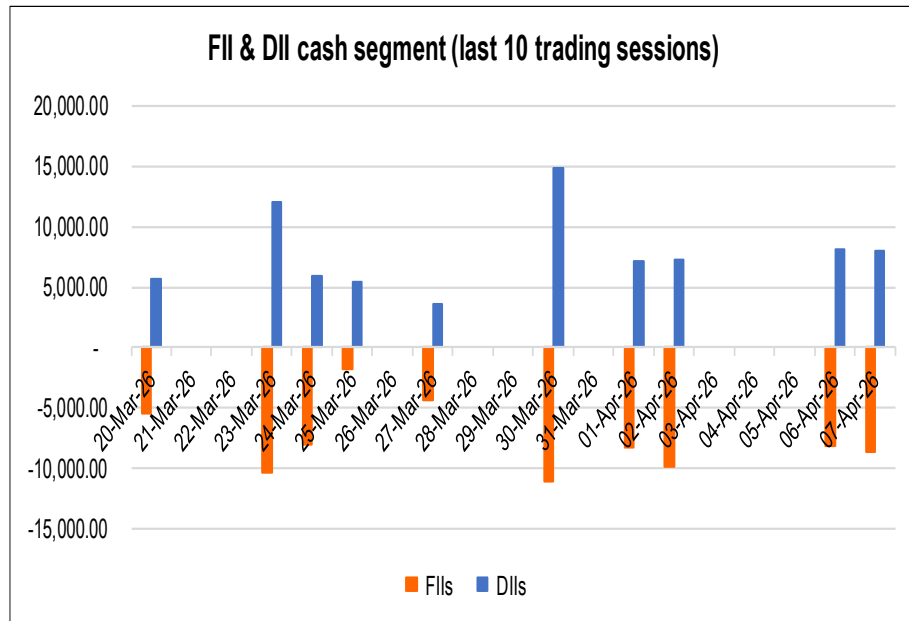
# INSTITUTIONAL ACTIVITY

\*INR in Crores

Cash Segment	7-4-2026	MTD	YTD
<b>FII Net Flows</b>	-8,692.11	-35,121.56	-2,05,737.97
<b>DII Net Flows</b>	7,979.50	30,448.41	2,81,052.63

\*INR in Crores

FII's F&O Flows	7-4-2026	MTD
Index Futures	1,347.85	759.28
Index Options	1,031.28	-7,110.81
Stock Futures	-580.30	4,936.38
Stock Options	212.20	2,070.58

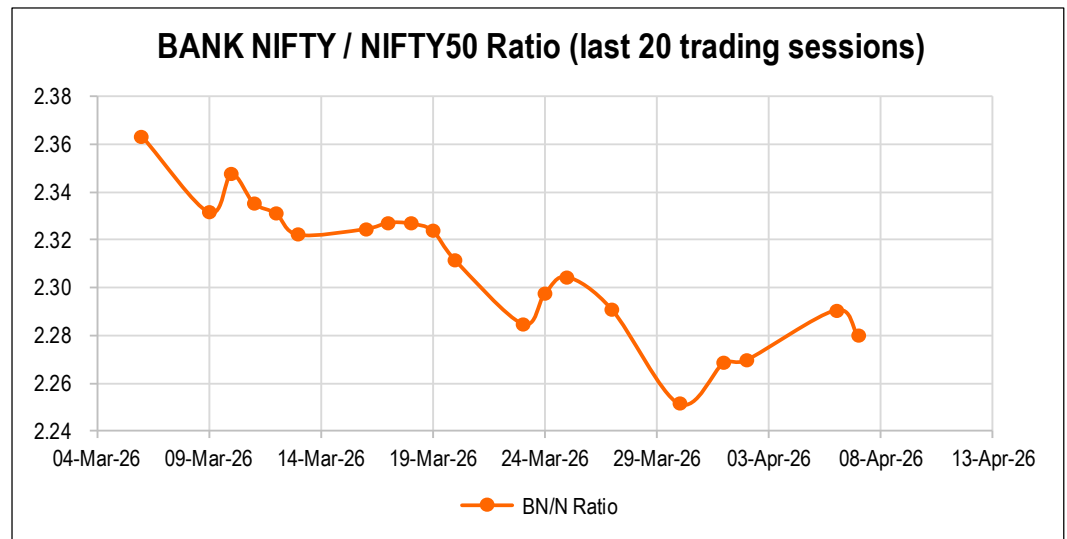
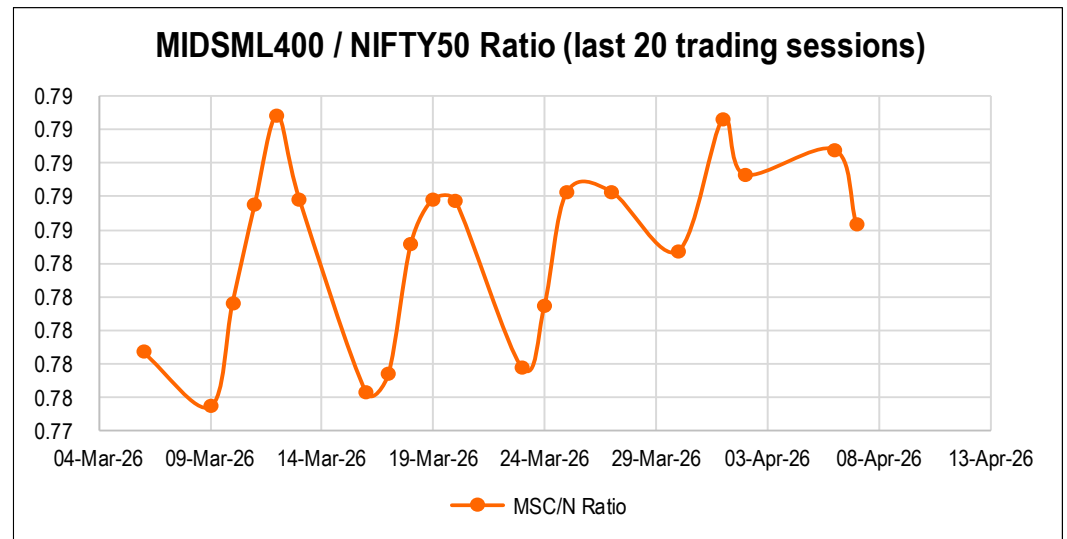




# INDEX VIEW

NIFTY	
Spot	23123.65
Futures	23151.10
Highest CE OI (28 <sup>th</sup> APR)	24000
Highest PE OI (28 <sup>th</sup> APR)	23000
PCR (28 <sup>th</sup> APR)	0.96
<b>Key Supply Zones</b>	<b>23450, 23600</b>
<b>Key Demand Zones</b>	<b>23000, 22800</b>

BANK NIFTY	
Spot	52716.25
Futures	52872.80
Highest CE OI (28 <sup>th</sup> APR)	60000
Highest PE OI (28 <sup>th</sup> APR)	50000
PCR (28 <sup>th</sup> APR)	0.85
<b>Key Supply Zones</b>	<b>53000, 54000</b>
<b>Key Demand Zones</b>	<b>52300, 52000</b>





## Index Trading View

- **Nifty** closed on a positive note for the third consecutive session. Notably, the index recovered from the day's low and closed near the high in all three sessions, indicating waning selling pressure. The upward momentum is likely to continue, with 23,000 expected to act as an immediate support for Wednesday.
- **Bank Nifty** maintained a positive undertone, although it failed to challenge the 53,000 level on Tuesday. Holding above 52,000 despite early selling pressure reflects a bullish bias. A breakout above 53,000 on Wednesday could trigger short covering and lead to fresh upside momentum..

## Stocks in Bullish Momentum

OBEROIRLTY, OFSS.

## Stocks in Bearish Momentum

BIOCON.

## Stocks in F&O ban list

SAMMAANCAP.



# SECTORAL BREADTH

Index	LTP	1 Day	1 Week	1 Month	YTD
Nifty IT	31,403.35	2.50%	5.85%	4.12%	-17.11%
Nifty Realty	698.60	1.67%	5.05%	-4.67%	-20.43%
Nifty Metal	11,762.65	1.55%	3.07%	0.63%	5.33%
Nifty FMCG	46,980.10	0.82%	1.83%	-4.50%	-15.31%
Nifty Media	1,310.90	0.80%	0.19%	-1.56%	-9.26%
Nifty Energy	35,578.25	0.54%	0.50%	-0.22%	0.72%
Nifty Oil & Gas	10,747.30	0.50%	-1.66%	-6.61%	-12.13%
Nifty Private Bank	25,321.15	0.49%	3.06%	-5.01%	-11.84%
Nifty Infrastructure	8,707.50	0.45%	0.44%	-4.27%	-9.45%
Nifty Financial Services	24,685.55	0.34%	2.93%	-5.20%	-10.60%
Nifty Healthcare	13,992.95	0.21%	-0.45%	-5.28%	-4.42%
Nifty Bank	52,716.25	0.20%	2.46%	-5.90%	-11.52%
Nifty Pharma	21,868.70	0.15%	-0.65%	-4.64%	-3.76%
Nifty Auto	24,373.30	0.09%	0.55%	-6.13%	-13.54%
Nifty Consumer Durables	34,145.10	-0.19%	1.45%	-3.80%	-7.10%
Nifty PSU Bank	8,264.80	-0.71%	1.22%	-6.29%	-3.14%

## Sector Analysis

- Cooling geopolitical tensions, falling oil prices, and rupee strength collectively indicate a positive near-term bias for Indian equities. **OMCs, aviation, and paint companies** may gain as lower crude reduces input cost pressures while appreciation in INR is expected to improve macro sentiment and help FII flows stabilize.
- **Nifty IT** Index outperformed on Tuesday, surging 2.50% and closing near the day's high. Price action indicates a short-term reversal from a rising trendline support. Index heavyweights such as TCS, Infosys, Tech Mahindra and Wipro are likely to remain in focus over the next few trading sessions.
- **Nifty Metal** Index has shown strong resilience despite broader market weakness, stabilizing after taking support near the 11,000 level. The trend is expected to remain positive as long as the index sustains above this support, with the potential to retest the all-time high near 12,500 in the coming sessions.



# KEY MOVING AVERAGES (NIFTY50 STOCKS)

Symbol	LTP	%Change	20 DSMA	50 DSMA	200 DSMA
ADANIENT	1882.10	-1.06	1918.91	2048.93	2275.55
ADANIPTS	1381.00	-0.44	1377.82	1447.20	1432.44
APOLLOHOSP	7326.50	-0.63	7481.08	7402.67	7437.81
ASIANPAINT	2186.20	0.09	2213.84	2342.41	2513.92
AXISBANK	1250.10	0.39	1227.58	1301.15	1213.46
BAJAJ_AUTO	9049.50	1.20	9079.90	9456.66	8981.36
BAJAJFINSV	1684.40	0.72	1737.24	1893.01	1994.01
BAJFINANCE	855.10	0.50	863.46	930.89	962.17
BEL	427.80	0.15	431.93	436.07	410.86
BHARTIARTL	1830.30	2.09	1819.89	1913.71	1974.51
CIPLA	1202.40	0.12	1261.89	1305.52	1466.86
COALINDIA	463.00	0.75	453.17	438.53	401.53
DRREDDY	1196.10	-1.78	1273.10	1265.76	1260.94
EICHERMOT	6605.50	0.14	6923.95	7304.25	6745.77
ETERNAL	231.97	-0.10	230.56	255.07	290.43
GRASIM	2621.00	0.25	2635.62	2760.42	2784.37
HCLTECH	1441.60	2.73	1359.19	1465.53	1540.73
HDFCBANK	772.00	0.13	797.69	870.68	955.38
HDFCLIFE	581.70	0.22	618.82	677.43	742.27
HINDALCO	954.50	2.92	913.97	930.55	809.70
HINDUNILVR	2110.60	1.24	2121.25	2264.17	2386.35
ICICIBANK	1245.50	1.15	1257.24	1334.37	1383.95
INDIGO	4268.80	-1.01	4217.26	4579.68	5347.82
INFY	1339.40	2.54	1274.63	1388.80	1505.30
ITC	298.45	1.22	299.60	311.46	379.88

Symbol	LTP	%Change	20 DSMA	50 DSMA	200 DSMA
JIOFIN	235.33	0.01	235.38	249.24	293.46
JSWSTEEL	1151.90	1.61	1156.21	1203.31	1130.31
KOTAKBANK	362.95	0.67	370.46	399.40	414.82
LT	3723.30	-0.12	3620.15	3903.80	3813.05
M&M	3006.60	-0.50	3080.90	3322.68	3434.40
MARUTI	12798.00	0.87	12873.05	14117.64	14744.99
MAXHEALTH	932.40	0.09	981.66	1015.55	1125.17
NESTLEIND	1222.80	0.56	1206.21	1260.77	1229.65
NTPC	368.85	0.75	376.01	369.16	343.03
ONGC	286.65	1.70	273.16	270.54	249.01
POWERGRID	295.40	0.08	297.37	290.58	283.43
RELIANCE	1304.60	-0.01	1382.72	1401.36	1444.91
SBILIFE	1841.40	0.25	1879.09	1968.19	1917.66
SBIN	1030.40	-0.23	1055.33	1105.72	942.41
SHRIRAMFIN	930.65	0.29	959.76	1007.72	804.95
SUNPHARMA	1718.00	1.38	1772.12	1726.78	1696.49
TATACONSUM	1062.00	0.64	1062.66	1113.67	1124.58
TATASTEEL	198.13	1.04	193.20	198.16	175.85
TCS	2539.80	2.66	2434.28	2697.02	3037.86
TECHM	1473.40	1.65	1379.16	1488.14	1520.57
TITAN	4230.60	-0.37	4090.12	4135.32	3799.47
TMPV	308.70	0.42	316.99	348.11	382.70
TRENT	3823.00	-0.28	3565.98	3811.95	4602.25
ULTRACEMCO	10936.00	-0.17	11037.25	12059.30	12101.16
WIPRO	204.72	3.77	194.51	210.57	242.39



# DISCLAIMER

Name of the Research Entity: BOB Capital Markets Limited

Registered office Address: 1704, B Wing, Parinee Crescenzo, G Block, BKC, Bandra East, Mumbai 400051

SEBI Research Analyst Registration No: INH000000040 (Perpetual)

SEBI Stock Broker Registration No: INZ000159332

SEBI Depository Participant Registration No: IN-DP-728-2022

SEBI Merchant Banker Registration No: INM000009926

Phone: +91-22-61389300

Name of the Compliance Officer: Mr. Sameer Khobrekar

Email ID: Compliance@bobcaps.in; Phone no.: +91-22-61389358

For any queries or grievances, you may contact the Grievance Officer.

Name of the Grievance Officer: Mr. Manoj Pawar

Email ID: head-customer@bobcaps.in; Phone no: 0+91-22-69417333

Brand Name: BOBCAPS

Website: <https://www.bobcaps.in/>

CIN: U65999MH1996GOI098009

Investments in securities market are subject to market risks. Read all the related documents carefully before investing.

Registration granted by SEBI and certification from NISM in no way guarantee performance of the intermediary or provide any assurance of returns to investors.

**Analyst certification**

Each of the analysts mentioned in this research report certify, with respect to the sections of the report for which they are responsible, that (1) all of the views expressed in this report accurately reflect his/her personal views about the subject company or companies and its or their securities, and (2) no part of his/her compensation was, is, or will be, directly or indirectly, related to the specific recommendation(s) or view(s) in this report. Analysts are not registered as research analysts by FINRA and are not associated persons of BOB Capital Markets Limited (BOBCAPS).

**Important disclosures**

This product is a compilation of previously published research notes. To view the complete report along with the associated Analyst certifications and Company-specific disclosures, please click on the hyperlink accompanying each excerpt.

**General disclaimers**

BOBCAPS is engaged in the business of Stock Broking and Investment Banking. BOBCAPS is a member of the National Stock Exchange of India Limited and BSE Limited and is also a SEBI-registered Category I Merchant Banker. BOBCAPS is a wholly owned subsidiary of Bank of Baroda which has its various subsidiaries engaged in the businesses of stock broking, lending, asset management, life insurance, health insurance and wealth management, among others. BOBCAPS's activities have neither been suspended nor has it defaulted with any stock exchange authority with whom it has been registered in the last five years. BOBCAPS has not been debarred from doing business by any stock exchange or SEBI or any other authority. No disciplinary action has been taken by any regulatory authority against BOBCAPS affecting its equity research analysis activities. BOBCAPS prohibits its analysts, persons reporting to analysts, and members of their households from maintaining a financial interest in the securities or derivatives of any companies that the analysts cover. Additionally, BOBCAPS prohibits its analysts and persons reporting to analysts from serving as an officer, director, or advisory board member of any companies that the analysts cover. Our salespeople, traders, and other professionals may provide oral or written market commentary or trading strategies to our clients that reflect opinions contrary to the opinions expressed herein, and our proprietary trading and investing businesses may make investment decisions that are inconsistent with the recommendations expressed herein. In reviewing these materials, you should be aware that any or all of the foregoing, among other things, may give rise to real or potential conflicts of interest. Additionally, other important information regarding our relationships with the company or companies that are the subject of this material is provided herein. This material should not be construed as an offer to sell or the solicitation of an offer to buy any security in any jurisdiction. We are not soliciting any action based on this material. It is for the general information of BOBCAPS's clients. It does not constitute a personal recommendation or take into account the particular investment objectives, financial situations, or needs of individual clients. Before acting on any advice or recommendation in this material, clients should consider whether it is suitable for their particular circumstances and, if necessary, seek professional advice. BOBCAPS research reports follow rules laid down by Securities and Exchange Board of India and individuals employed as research analysts are separate from other employees who are performing sales trading, dealing, corporate finance advisory or any other activity that may affect the independence of its research reports. The price and value of the investments referred to in this material and the income from them may go down as well as up, and investors may realize losses on any investments. Past performance is not a guide for future performance, future returns are not guaranteed and a loss of original capital may occur. BOBCAPS does not provide tax advice to its clients, and all investors are strongly advised to consult with their tax advisers regarding any potential investment in certain transactions — including those involving futures, options, and other derivatives as well as non-investment-grade securities — that give rise to substantial risk and are not suitable for all investors. The material is based on information that we consider reliable, but we do not represent that it is accurate or complete, and it should not be relied on as such. Opinions expressed are our current opinions as of the date appearing on this material only. We endeavour to update on a reasonable basis the information discussed in this material, but regulatory, compliance, or other reasons may prevent us from doing so. We and our affiliates, officers, directors, and employees, including persons involved in the preparation or issuance of this material, may from time to time have "long" or "short" positions in, act as principal in, and buy or sell the securities or derivatives thereof of companies mentioned herein and may from time to time add to or dispose of any such securities (or investment). We and our affiliates may assume an underwriting commitment in the securities of companies discussed in this document (or in related investments), may sell them to or buy them from customers on a principal basis, and may also perform or seek to perform investment banking or advisory services for or relating to these companies and may also be represented in the supervisory board or any other committee of these companies. For the purpose of calculating whether BOBCAPS and its affiliates hold, beneficially own, or control, including the right to vote for directors, one per cent or more of the equity shares of the subject company, the holdings of the issuer of the research report is also included. BOBCAPS and its non-US affiliates may, to the extent permissible under applicable laws, have acted on or used this research to the extent that it relates to non-US issuers, prior to or immediately following its publication. Foreign currency denominated securities are subject to fluctuations in exchange rates that could have an adverse effect on the value or price of or income derived from the investment. In addition, investors in securities such as ADRs, the value of which are influenced by foreign currencies, effectively assume currency risk. In addition, options involve risks and are not suitable for all investors. Please ensure that you have read and understood the Risk disclosure document before entering into any derivative transactions. No part of this material may be (1) copied, photocopied, or duplicated in any form by any means or (2) redistributed without BOBCAPS's prior written consent. Company-specific disclosures under SEBI (Research Analysts) Regulations, 2014. The research analyst(s) or his/her relatives do not have any material conflict of interest at the time of publication of this research report. BOBCAPS or its research analyst(s) or his/her relatives do not have any financial interest in the subject company. BOBCAPS or its research analyst(s) or his/her relatives do not have actual/beneficial ownership of one per cent or more securities in the subject company at the end of the month immediately preceding the date of publication of this report. The research analyst(s) has not received any compensation from the subject company or third party in the past 12 months in connection with research report/activities. Compensation of the research analyst(s) is not based on any specific merchant banking, investment banking or brokerage service transactions. BOBCAPS or its research analyst(s) is not engaged in any market making activities for the subject company. The research analyst(s) has not served as an officer, director or employee of the subject company. BOBCAPS or its associates may have material conflict of interest at the time of publication of this research report. BOBCAPS's associates may have financial interest in the subject company. BOBCAPS's associates may hold actual / beneficial ownership of one per cent or more securities in the subject company at the end of the month immediately preceding the date of publication of this report. BOBCAPS or its associates may have managed or co-managed a public offering of securities for the subject company or may have been mandated by the subject company for any other assignment in the past 12 months.



# DISCLAIMER

BOBCAPS may have received compensation from the subject company in the past 12 months. BOBCAPS may from time to time solicit or perform investment banking services for the subject company. BOBCAPS or its associates may have received compensation from the subject company in the past 12 months for services in respect of managing or co-managing public offerings, corporate finance, investment banking or merchant banking, brokerage services or other advisory services in a merger or specific transaction. BOBCAPS or its associates may have received compensation for products or services other than investment banking or merchant banking or brokerage services from the subject company in the past 12 months.

#### **Other disclaimers**

BOBCAPS and MAYBANK (as defined below) make no representation or warranty, express or implied, as to the accuracy or completeness of any information obtained from third parties and expressly disclaim the merchantability, suitability, quality and fitness of this report. The information in this report has not been independently verified, is provided on an “as is” basis, should not be relied on by you in connection with any contract or commitment, and should not be used as a substitute for enquiries, procedures and advice which ought to be undertaken by you. This report also does not constitute an offer or solicitation to buy or sell any securities referred to herein and you should not construe this report as investment advice. All opinions and estimates contained in this report constitute BOBCAPS’s judgment as of the date of this report and are subject to change without notice, and there is no obligation on BOBCAPS or MAYBANK to update this report upon issuance. This report and the information contained herein may not be reproduced, redistributed, disseminated or copied by any means without the prior consent of BOBCAPS and MAYBANK. To the full extent permitted by law neither BOBCAPS, MAYBANK nor any of their respective affiliates, nor any other person, accepts any liability howsoever arising, whether in contract, tort, negligence, strict liability or any other basis, including without limitation, direct or indirect, special, incidental, consequential or punitive damages arising from any use of this report or the information contained herein. By accepting this report, you agree and undertake to fully indemnify and hold harmless BOBCAPS and MAYBANK from and against claims, charges, actions, proceedings, losses, liabilities, damages, expenses and demands (collectively, the “Losses”) which BOBCAPS and/or MAYBANK may incur or suffer in any jurisdiction including but not limited to those Losses incurred by BOBCAPS and/or MAYBANK as a result of any proceedings or actions brought against them by any regulators and/or authorities, and which in any case are directly or indirectly occasioned by or result from or are attributable to anything done or omitted in relation to or arising from or in connection with this report.

#### **Distribution into the United Kingdom (“UK”):**

This research report will only be distributed in the United Kingdom, in accordance with the applicable laws and regulations of the UK, by Maybank Securities (London) Ltd (“MSL”) who is authorised and regulated by the Financial Conduct Authority (“FCA”) in the United Kingdom (MSL and its affiliates are collectively referred to as “MAYBANK”). BOBCAPS is not authorized to directly distribute this research report in the UK. This report has not been prepared by BOBCAPS in accordance with the UK’s legal and regulatory requirements. This research report is for distribution only to, and is solely directed at, selected persons on the basis that those persons: (a) are eligible counterparties and professional clients of MAYBANK as selected by MAYBANK solely at its discretion; (b) have professional experience in matters relating to investments falling within Article 19(5) of the Financial Services and Markets Act 2000 (Financial Promotion) Order 2005, as amended from time to time (the “Order”), or (c) fall within Article 49(2)(a) to (d) (high net worth companies, unincorporated associations, etc. as mentioned in the stated Article) of the Order; (all such persons together being referred to as “relevant persons”). This research report is directed only at relevant persons and must not be acted on or relied on by any persons who are not relevant persons. Any investment or investment activity to which this material relates is available only to relevant persons and will be engaged in only with relevant persons. The relevant person as recipient of this research report is not permitted to reproduce, change, remove, pass on, distribute or disseminate the data or make it available to third parties without the written permission of BOBCAPS or MAYBANK. Any decision taken by the relevant person(s) pursuant to the research report shall be solely at their costs and consequences and BOBCAPS and MAYBANK shall not have any liability of whatsoever nature in this regard.

#### **No distribution into the US:**

This report will not be distributed in the US and no US person may rely on this communication.

#### **Other jurisdictions:**

This report has been prepared in accordance with SEBI (Research Analysts) Regulations and not in accordance with local regulatory requirements of any other jurisdiction. In any other jurisdictions, this report is only for distribution (subject to applicable legal or regulatory restrictions) to professional, institutional or sophisticated investors as defined in the laws and regulations of such jurisdictions by Maybank Securities Pte Ltd. (Singapore) and / or by any broker-dealer affiliate or such other affiliate as determined by Malayan Banking Berhad. If the recipient of this report is not as specified above, then it should not act upon this report and return the same to the sender. By accepting this report, you agree to be bound by the foregoing limitations.