

## WHOLESALE INFLATION

14 February 2020

### WPI edges up to 9-month high

WPI inflation inched up to 3.1% in Jan'20 from 2.6% in Dec'19 led by fuel & power inflation (3.4%) and manufactured inflation (0.3%). Food inflation on the other hand fell to 11.5% in Jan'20. Within food, protein based inflation inched up further. Given moderation in global commodity prices, WPI inflation is likely to moderate in the near-term. However, CPI inflation is likely to remain above RBI's target of 4% up to Q2FY21. We thus expect RBI to remain on hold and lower rates only when the inflation pressure eases.

Sameer Narang

Jahnvi | Sonal Badhan

chief.economist@bankofbaroda.com

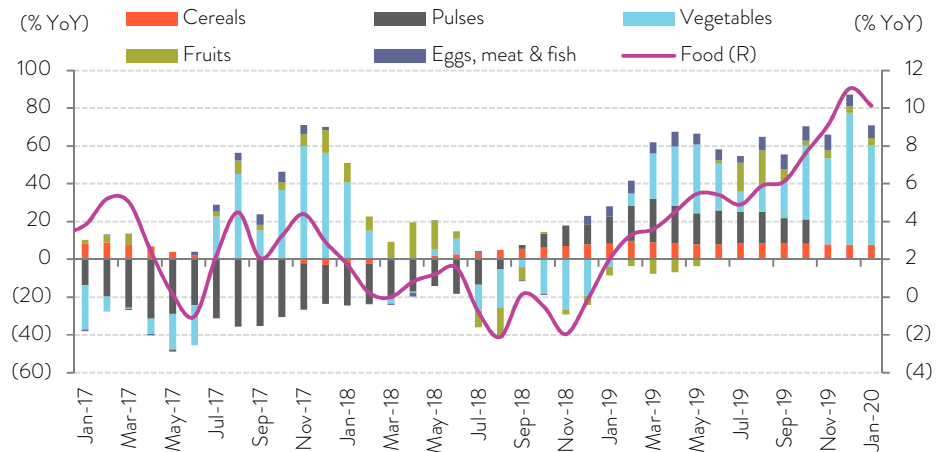
**Food prices ease:** Food inflation slipped to 11.5% in Jan'20 compared with 13.2% in Dec'19. The softer print was led by moderation in vegetable prices from 69.7% in Dec'19 to 52.7% in Jan'20 on the back of drop in onion prices. On the other hand, prices of paddy (4.2% in Jan'20 vs 4% in Dec'19) and wheat (8.9% in Jan'20 vs 8.4% in Dec'19) continued to rise at a steady pace in Jan'20. Prices of pulses dropped to 12.8% in Jan'20. Led by uptick in input cost, price of milk rose sharply to 3.7% in Jan'20 compared with 2.6% in Dec'19. Prices of protein based items such as meat, eggs and fish too inched up to 6.7% in Jan'20.

**Fuel inflation rise sharply:** Fuel and power inflation jumped by 3.1% in Jan'20 from (-) 1.5% in Dec'19. The spike is driven by higher mineral oil index which rose by 5.8% in Jan'20 compared with (-) 3.2% in Dec'19, led by higher crude prices. On the other hand, coal prices eased (2.3% vs 2.5% in Dec'19), while electricity prices remained unchanged at (-) 0.6%. International oil prices had risen again in Jan'20 on YoY basis, albeit less sharply (5.7%) compared with Dec'19 (12.9%). In Feb'20 however, prices have fallen steeply (MTD: -12.2%) on the back of faltering global demand owing to COVID-19 contagion.

**Deflation in core continues:** Deflation in core moderated to (-) 1% in Jan'20 from (-) 1.5% in Dec'19. Manufactured inflation rose by 0.3% in Jan'20 from (-) 0.3% in Dec'19. Sharpest rise was seen in other manufacturing items (5.8% vs -0.3%), basic metals, printing/record media and chemicals. On the other hand, prices of tobacco, pharma, non-metallic minerals and furniture products declined steeply. The decline in international commodity prices too eased in Jan'20 on a YoY basis to (-) 1.3% from (-) 1.8% in Jan'19. However in Feb'20 commodity prices have contracted at a faster pace at (-) 2.4%.

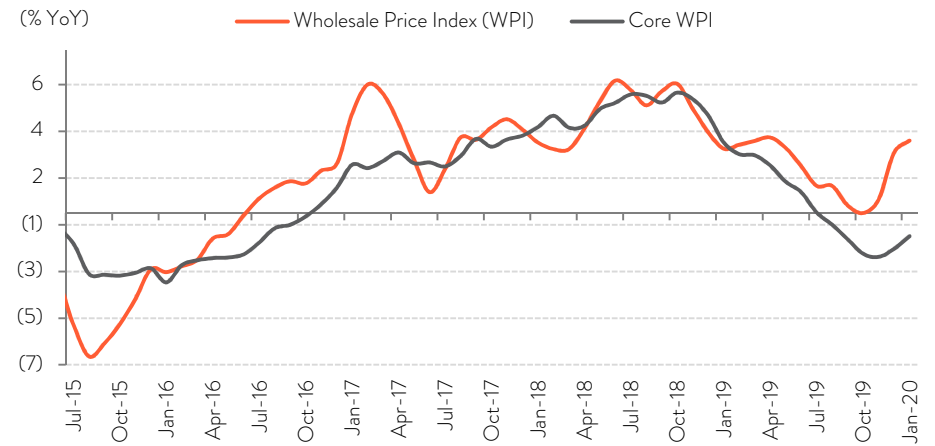


**FIG 1 – WHOLESALE FOOD INFLATION EASES LED BY VEGETABLES**



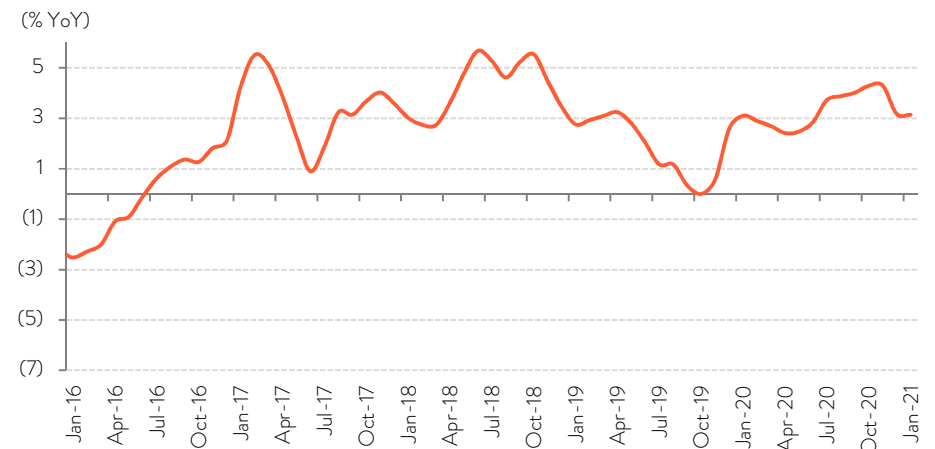
Source: CEIC, Bank of Baroda Research

**FIG 2 – HEADLINE AND CORE INFLATION INCH UP IN JAN'20**



Source: CEIC, Bank of Baroda Research

**FIG 3 – HEADLINE WPI TO COOL DOWN GOING FORWARD**



Source: CEIC, Bank of Baroda Research

## Disclaimer

The views expressed in this research note are personal views of the author(s) and do not necessarily reflect the views of Bank of Baroda. Nothing contained in this publication shall constitute or be deemed to constitute an offer to sell/ purchase or as an invitation or solicitation to do so for any securities of any entity. Bank of Baroda and/ or its Affiliates and its subsidiaries make no representation as to the accuracy; completeness or reliability of any information contained herein or otherwise provided and hereby disclaim any liability with regard to the same. Bank of Baroda Group or its officers, employees, personnel, directors may be associated in a commercial or personal capacity or may have a commercial interest including as proprietary traders in or with the securities and/ or companies or issues or matters as contained in this publication and such commercial capacity or interest whether or not differing with or conflicting with this publication, shall not make or render Bank of Baroda Group liable in any manner whatsoever & Bank of Baroda Group or any of its officers, employees, personnel, directors shall not be liable for any loss, damage, liability whatsoever for any direct or indirect loss arising from the use or access of any information that may be displayed in this publication from time to time.

Visit us at [www.bankofbaroda.in](http://www.bankofbaroda.in)



For further details about this publication, please contact:

### **Economics Research Department**

Bank of Baroda

[chief.economist@bankofbaroda.com](mailto:chief.economist@bankofbaroda.com)