

TRADE

13 March 2020

Trade deficit narrows

India's trade deficit narrowed to **US\$ 9.9bn in Feb'20 from US\$ 15.2bn in Jan'20** as oil, electronic and capital goods imports came-off on MoM basis. Exports of engineering goods, chemicals and oil accelerated. Notably, non-oil-non-gold imports are showing a trend reversal in Q4 indicating economic growth has bottomed out. The recent decline in oil prices will ensure that CAD as % of GDP moderates further in FY21. This will support INR which has come under pressure. We expect it to revert to 70-72/\$ in FY21.

Sameer Narang

Aditi Gupta | Sonal Badhan

chief.economist@bankofbaroda.com

Exports see an uptick: Exports rose by 2.9% in Feb'20 versus (-) 1.7% decline in Jan'20 led by higher engineering goods at 8.7% versus (-) 4% in Jan'20 and chemicals at 16.3% versus 2.5% in Jan'20. Oil exports also rose sharply by 10.1% compared with 2.9% in Jan'20. On the other hand, decline in exports of gems and jewellery further accelerated. Agriculture exports also declined, albeit less sharply than Jan'20. On FYTD basis, exports are down by (-) 1.6% compared with 9.9% increase seen in FYTD19. With outbreak of COVID-19, we expect global demand and thus exports to remain subdued in the near-term.

Import growth picks up: After falling for 8-straight months, imports increased by 2.5% in Feb'20 compared with (-) 0.7% in Jan'20. Oil imports rose by 14.3% in Feb'20 (15.3% in Jan'20). Gold imports continued to decline, albeit at a slower pace of (-) 8.3% compared with (-) 31.5% in Jan'20. Non-oil-non-gold imports fell by (-) 0.9% in Feb'20 compared with (-) 5.8% in FYTD20 showing a trend reversal indicating economic growth has bottomed out. Capital goods imports inched up to 7.6%, pearls and precious stones to 13.2% and agricultural products to 28.8%. However, demand is likely to come-off temporarily on the back of dent in consumer sentiment due to COVID-19.

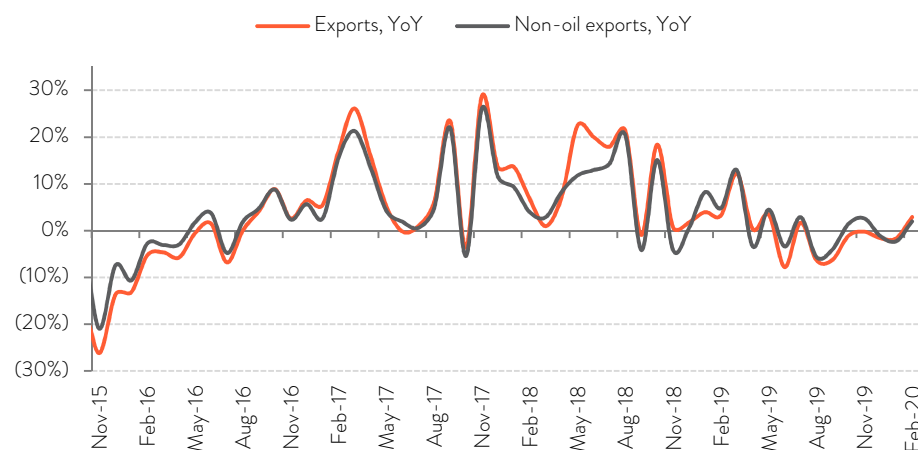
Trade deficit narrows, outlook positive: India's trade deficit narrowed to US\$ 9.9bn from US\$ 15.2bn in Dec'19 led by US\$ 1.7bn MoM increase in exports and (-) US\$ 3.6bn MoM decline in imports. On MoM basis oil, electronic and capital goods imports decelerated the most. Oil imports are likely to further decelerate as oil prices have fallen by (-) 36% in Mar'20. Non-oil imports are also likely to show a moderate increase as domestic demand remains muted. Hence, we expect CAD at 0.6% of GDP in FY21 compared with 0.9% in FY20. This should support INR which is expected to recover to 70-72/\$.

KEY HIGHLIGHTS

- Exports increase by 2.9% in Feb'20 versus by (-) 1.7% in Jan'20.
- Import growth also picks up to 2.5% versus at a slower pace at (-) 0.7% in Jan'20.
- Trade deficit narrows to US\$ 9.9bn compared with US\$ 15.2bn in Jan'20.

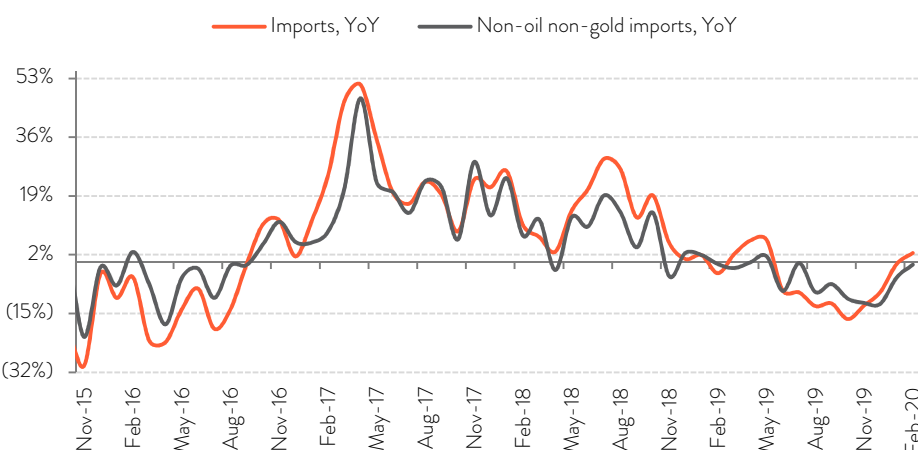


FIG 1 – EXPORT GROWTH IMPROVES MARGINALLY



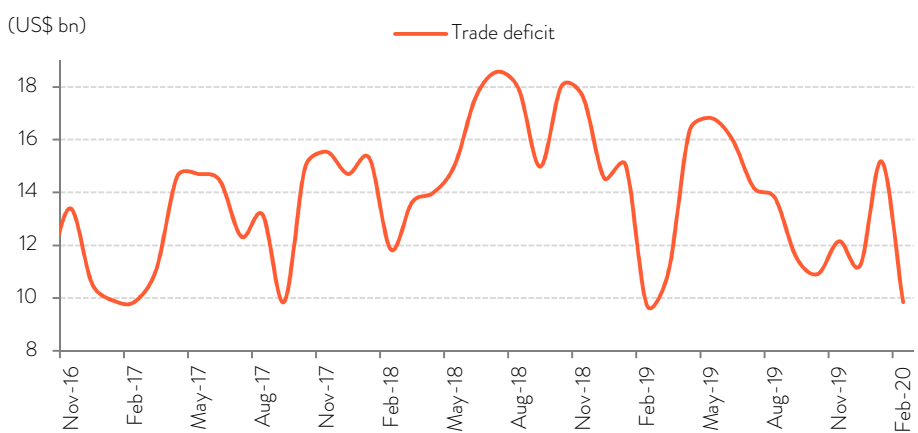
Source: CEIC, Bank of Baroda Research

FIG 2 – IMPORT GROWTH PICKS UP PACE



Source: CEIC, Bank of Baroda Research

FIG 3 – TRADE DEFICIT NARROWS SHARPLY IN FEB'20



Source: CEIC, Bank of Baroda Research

Disclaimer

The views expressed in this research note are personal views of the author(s) and do not necessarily reflect the views of Bank of Baroda. Nothing contained in this publication shall constitute or be deemed to constitute an offer to sell/ purchase or as an invitation or solicitation to do so for any securities of any entity. Bank of Baroda and/ or its Affiliates and its subsidiaries make no representation as to the accuracy; completeness or reliability of any information contained herein or otherwise provided and hereby disclaim any liability with regard to the same. Bank of Baroda Group or its officers, employees, personnel, directors may be associated in a commercial or personal capacity or may have a commercial interest including as proprietary traders in or with the securities and/ or companies or issues or matters as contained in this publication and such commercial capacity or interest whether or not differing with or conflicting with this publication, shall not make or render Bank of Baroda Group liable in any manner whatsoever & Bank of Baroda Group or any of its officers, employees, personnel, directors shall not be liable for any loss, damage, liability whatsoever for any direct or indirect loss arising from the use or access of any information that may be displayed in this publication from time to time.

Visit us at www.bankofbaroda.in



For further details about this publication, please contact:

Economics Research Department

Bank of Baroda

chief.economist@bankofbaroda.com