

## RETAIL INFLATION

13 January 2020

### A big negative surprise

**CPI rose to more than 5-year high of 7.4% in Dec'19 led by food inflation at 14.1%. Within food, vegetable inflation rose to 60.5% and pulses to 15.4%. Core also increased a bit to 3.8% in Dec'19 from 3.5% in Nov'19 on the back of higher telecom and fuel prices. However, most components of core decelerated in-line with muted demand. We do foresee inflation easing to 6% in Mar'20 and then to 4% in Q3FY21 because of which RBI will see through the current inflation spike and look at easing rates closer to Oct'20.**

Sameer Narang

Dipanwita Mazumdar | Jahnavi

chief.economist@bankofbaroda.com

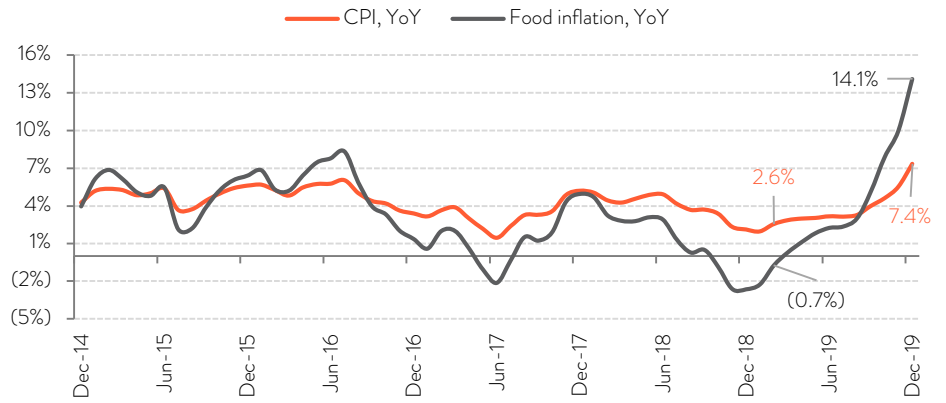
**Food inflation at 6-year high:** Headline CPI spiked to 7.4% in Dec'19 from 5.5% in Nov'19 led by sharp acceleration in food prices. The increase in food prices was quite widespread. Food inflation rose to 6-year high of 14.1% in Dec'19 from 10% in Nov'19. Within the food index, vegetable prices increased the most at 60.5% in Dec'19 versus 36.1% in Nov'19. In addition, prices of fruits too increased at a 17-month high of 4.4% compared with 3.2% in Nov'19. Prices of pulses too rose at a 40-month high of 15.4% in Dec'19 versus 13.9% in Nov'19. Prices of egg, milk, meat and fish too noted an uptick.

**Core rose by 30bps:** CPI inflation excluding food and fuel increased to 3.8% in Dec'19 compared with 3.5% in Nov'19. The increase in core was driven by transport and communication category which reported a 4.8% increase in Dec'19 vs 0.9% in Nov'19. While a part of this was on the back of higher retail prices of petrol and diesel, a larger part can be explained by increase in telecom tariffs which are more structural in nature. At the same time, certain components of core such as health at 3.8% vs 5.5% in Nov'19, education at 3.7% vs 5.2% in Nov'19 and housing at 4.3% vs 4.5% in Nov'19 showed deceleration.

**Rate cut on hold till H1FY21:** Such high food inflation level was last seen in FY14 when India had CPI inflation level of 9.4%. It has coincided with uptick in global food prices which are now at 5-year high. However, India does have surplus food stock in rice and wheat and this should put a cap on food inflation. Thus as vegetable inflation eases in the next few months, CPI inflation should decelerate as core inflation is likely to remain anchored around 4% in H1FY21 before inching up to 4.3% in H2FY21. However, in H2FY21 food inflation will be benign which opens up room for rate cuts by RBI as growth will remain below potential even in FY21.

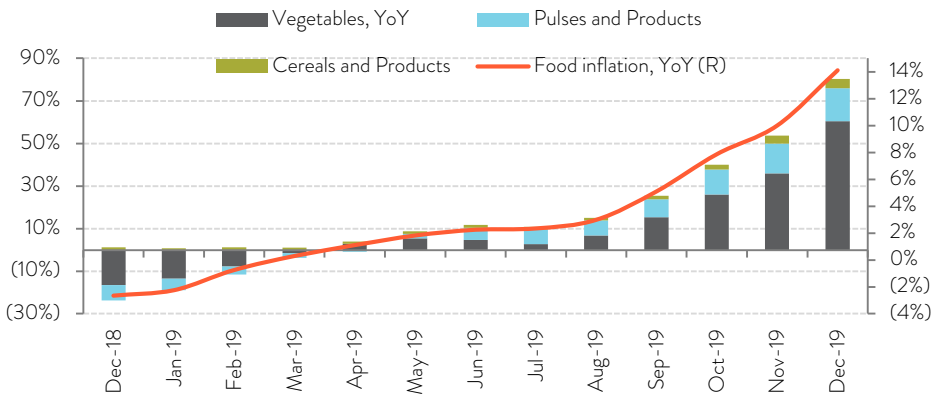


**FIG 1 – FOOD INFLATION INCHES UP TO 6-YEAR HIGH**



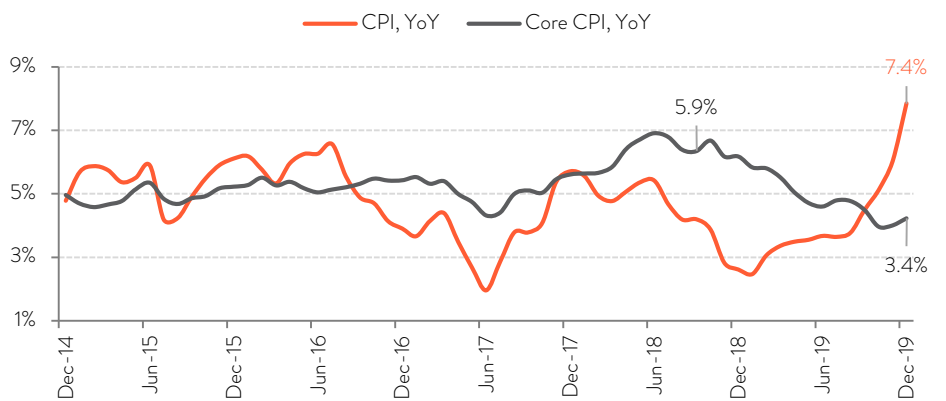
Source: CEIC, Bank of Baroda Research

**FIG 2 – LED BY HIGHER VEGETABLE PRICES**



Source: CEIC, Bank of Baroda Research

**FIG 3 – CORE CPI REMAINS ELEVATED**



Source: CEIC, Bank of Baroda Research

## Disclaimer

The views expressed in this research note are personal views of the author(s) and do not necessarily reflect the views of Bank of Baroda. Nothing contained in this publication shall constitute or be deemed to constitute an offer to sell/ purchase or as an invitation or solicitation to do so for any securities of any entity. Bank of Baroda and/ or its Affiliates and its subsidiaries make no representation as to the accuracy; completeness or reliability of any information contained herein or otherwise provided and hereby disclaim any liability with regard to the same. Bank of Baroda Group or its officers, employees, personnel, directors may be associated in a commercial or personal capacity or may have a commercial interest including as proprietary traders in or with the securities and/ or companies or issues or matters as contained in this publication and such commercial capacity or interest whether or not differing with or conflicting with this publication, shall not make or render Bank of Baroda Group liable in any manner whatsoever & Bank of Baroda Group or any of its officers, employees, personnel, directors shall not be liable for any loss, damage, liability whatsoever for any direct or indirect loss arising from the use or access of any information that may be displayed in this publication from time to time.

Visit us at [www.bankofbaroda.in](http://www.bankofbaroda.in)



For further details about this publication, please contact:

### **Economics Research Department**

Bank of Baroda

[chief.economist@bankofbaroda.com](mailto:chief.economist@bankofbaroda.com)